


SWCA

2018

Sustainability Program Highlights Appendix



2018 Sustainability Plan Goals

GOAL 1:
REDUCE GREENHOUSE GAS EMISSIONS

GOAL 2:
REDUCE OUR IMPACTS ON NATURAL RESOURCES

GOAL 3:
ENVIRONMENTAL STEWARDSHIP

GOAL 1: Reduce Greenhouse Gas Emissions

SWCA is committed to reducing our greenhouse gas emissions through the following actions:

- Reduce emissions from company vehicles and promote alternative modes of transportation, including carpools and public transportation

Inventory Methodology

To calculate SWCA's GHG emissions, an inventory was conducted in accordance with the standards outlined in The Climate Registry's General Reporting Protocol, an internationally recognized GHG reporting protocol developed for organizations in North America.

All SWCA offices were included in the 2018 emissions inventory. SWCA offices consist primarily of leased office space in shared facilities. In some cases, accurate data were not available, and estimates were used based on historical data and/or company averages. Impacts from home-based employees were not accounted for in this inventory, because personal residences are not under the company's operational control.

The following GHG emissions sources were included in this inventory:

- Electricity use in offices
- Natural gas use in offices
- Fuel use for company-owned highway fleet vehicles
- Fuel use for company-owned ATVs
- Fuel use for company-owned marine craft
- Fuel use for rental vehicles
- Fuel use for employee-owned vehicles
- Fuel use for employee commuting
- Fuel use for business air travel
- GHG emissions from SWCA landfill waste

2018 Greenhouse Gas Inventory Results

SWCA's 2018 GHG inventory total for all offices was an estimated 4,524 metric tons of carbon dioxide equivalent (Mt CO₂e). The GHG inventory was divided into five general emissions categories (Figure 1). The top emissions category was business travel using rental vehicles, which made up 36 percent of our total emissions. Employee commuting fuel use was our second-largest emissions category, accounting for 17 percent of our GHG emissions.



Figure 1 | GHG Emissions by Category (Mt CO₂E)



Table 1 | SWCA's 2018 Company-wide Emissions by Scope and Source

| Emissions by Scope* | Mt CO ₂ e |
|---|----------------------|
| Scope 1: Direct Emissions | |
| Fuel use for company-owned highway fleet vehicles | 157 |
| Fuel use for company-owned ATVs | 6 |
| Scope 2: Indirect Emissions | |
| Purchased electricity use | 681 |
| Natural gas use in leased office spaces in shared buildings | 41 |
| Scope 3: Other Indirect Emissions | |
| Fuel use for rental vehicles | 1,638 |
| Fuel use for employee owned vehicles | 528 |
| Fuel use for employee commuting | 750 |
| Fuel use for business air travel | 425 |
| Emissions from SWCA landfill waste | 298 |
| Total 2018 Emissions | 4,524 |

*The Climate Registry GHG protocol requires that GHG emissions be reported by scope. Scope 1 emissions are directly owned and controlled by SWCA (i.e., company vehicles, etc.). Scope 2 emissions are indirect emissions owned by another entity but largely controlled by SWCA (i.e., electric use, etc.). Scope 3 emissions are neither owned nor managed by SWCA but result from company activity (i.e., airline travel, rental cars, employee commuting, etc.).

Figure 2 | SWCA's 2018 Company-wide GHG Emissions Inventory by Source (Mt CO₂E)

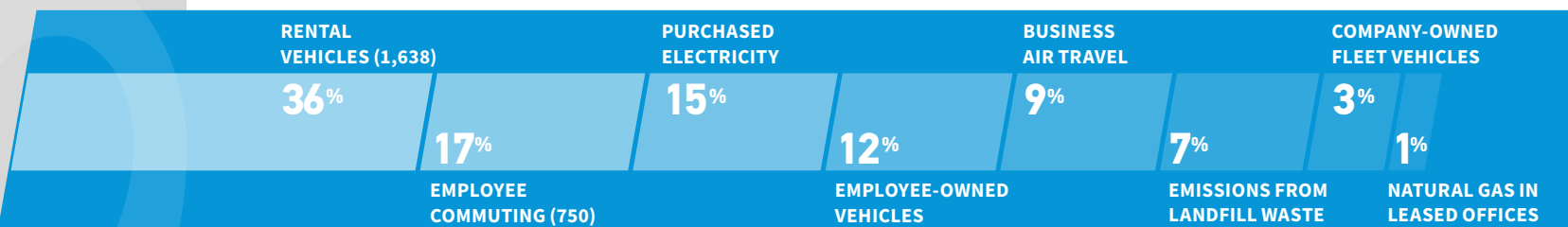


Table 2 | SWCA 2017-2018 Inventory Comparison Summary

| | 2018 Mt CO ₂ e | 2017 Mt CO ₂ e | Change | % |
|--|---------------------------------|---------------------------------|------------|------------|
| Scope 1 | | | | |
| Natural gas for company-controlled heating equipment | 0 | 0 | 0 | N/A |
| Coolant replacement | 0 | 0 | 0 | N/A |
| Fuel use for company-owned fleet vehicles | 157 | 283 | -126 | -44% |
| Fuel use for other company-owned vehicles | 6 | 6 | 0 | 0% |
| Scope 2 | | | | |
| Purchased electricity | 681 | 602 | 79 | 13% |
| Natural gas use - leased office space | 41 | 53 | -12 | -23% |
| Scope 3 | | | | |
| Fuel use for rental vehicles | 1,638 | 1,533 | 105 | 7% |
| Fuel use for employee owned vehicles | 528 | 269 | 259 | 96% |
| Fuel use for employee commuting | 750 | 689 | 60 | 9% |
| Fuel use for business air travel | 425 | 266 | 158 | 60% |
| Emissions from landfill waste | 298 | 318 | -20 | -6% |
| Total Emissions | 4,524 | 4,020 | 504 | 13% |



GOAL 2: Reduce Impacts on Natural Resources

SWCA focuses on the following actions to reduce landfill waste and other impacts of our actions on natural resources:

- Reduce paper consumption
- Recycle in all offices
- Practice green purchasing
- Practice water conservation

2018 WASTE AND RECYCLING METHODOLOGY AND RESULTS

SWCA collected landfill waste and recycling data from each office. Across all offices, SWCA recycled an estimated 141 tons of material.

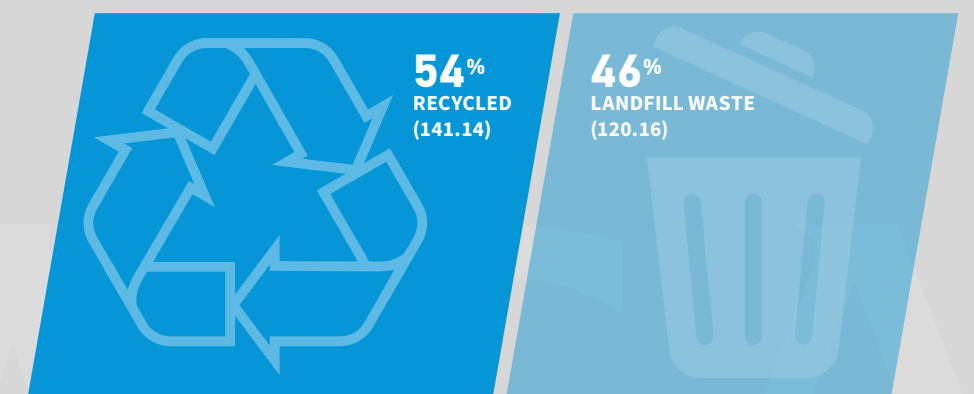
SWCA's recycling and reuse practices reduced our company's annual emissions by approximately 350 Mt CO₂e, which is equivalent to taking more than 1,030 U.S.-average cars off the road. To further our conservation goals, 100% of SWCA offices recycle and approximately 100% reported ongoing paper conservation and reuse efforts.

100%
OFFICES RECYCLED

99%
OFFICES USED
RECYCLED PAPER

100%
OFFICES
CONSERVED ENERGY

Figure 3 | SWCA 2018 Landfill vs. Recycled Waste




GOAL 3: Environmental Stewardship

SWCA encourages environmental stewardship through our Gives Back program. SWCA Gives Back is a coordinated community service program that grew out of an array of volunteer efforts and charitable activities in our offices. Local office champions and Sustainability Working Group representatives encourage employees to participate in activities that improve the environment of the communities where we work and live. They also work to identify environmental organizations and causes that we can support collectively as a company.

In 2018, SWCA participated in 26 stewardship events through the SWCA Gives Back program. The events and organizations that benefited are as follows:

1. **2018 Annual Migratory Bird Event** – Green Spaces Alliance
2. **Arbor Day Pruning Blitz – Willow Bend** – Environmental Education Center
3. **Beach Earth Day Clean-Up** – Pacifica Beach Coalition
4. **Black Partridge Woods Nature Preserve Clean-Up** – Friends of the Forest Preserves
5. **Burrowing Owl Wildlife Habitat Stewardship Event** – Wild At Heart
6. **California Wildfire Relief Volunteer/ Donation Event** – California Community Foundation / California Fire Foundation
7. **Chicago River Earth Day Clean-Up** – Friends of the Chicago River
8. **Coastal Greenbelt Preservation Event** – Cayucos Land Conservancy
9. **Environmental Sciences Education & Stewardship Event** – Archaeological Institute of America
10. **Flagstaff Earth Day Clean-Up** – Arizona Conservation Corps (AZCC)
11. **Flagstaff Trail Clean-Up** – NAU Environmental Science and Policy Graduate Student Organization
12. **Henderson Bird Viewing Preserve Wildlife & Environmental Stewardship Event** – Red Rock Audubon Society
13. **Island Botanical Species Earth Day Event** – Hi'ipaka LLC Waimea Valley
14. **Mansfield Earth Day Clean-Up** – River Legacy Foundation
15. **Parade of Farms Environmental Stewardship Event** – Oahu Resource Conservation & Development Council (RC&D)
16. **Red Waterfront Trail Stewardship Event** – Texas Parks and Wildlife Foundation
17. **School Garden Clean-Up & Environmental Stewardship Event** – BASIS San Antonio
18. **Sheridan Earth Day Clean-Up** – Exploration Works!
19. **Source To Sea Annual Clean-Up** – Connecticut River Watershed Council
20. **Sustainathon Environmental Stewardship Event** – STEM Starter Academy-STCC Foundation, Inc.
21. **Tidepool Environmental Stewardship Event** – Friend of Fitzgerald Marine Reserve
22. **Utah Archaeology and Preservation Month Stewardship Event** – Friends of Cedar Mesa
23. **Valley Bird Festival Conservation Event** – Hampshire Bird Club
24. **Zoo Earth Day Stewardship Event** – Honolulu Zoo Society
25. **Environmental Stewardship Employee Donations** – National Park Foundation
26. **Environmental Stewardship Employee Donations** – Nature Conservancy



26
ENVIRONMENTAL
STEWARDSHIP
EVENTS IN WHICH
SWCA EMPLOYEES
PARTICIPATED

Vision and Commitment

Sustainability Vision

SWCA believes that achieving a sustainable balance between humanity's social, economic, and environmental needs is essential in providing a healthy planet for future generations. We believe our sustainability actions will create a stronger company and will help ensure a prosperous future for our employees, clients, and the communities we live in. We will be innovative and proactive leaders in sustainable business practices, and we will promote such practices by serving as a positive example for others.

Our Commitment

SWCA is committed to sustainability, as demonstrated by our work helping others implement sustainability practices and our dedication to good corporate citizenship. This is important for our staff, our communities, and our world, and our commitment includes creating a clean and sustainable environment for future generations.

About SWCA

For more than three decades, SWCA has provided comprehensive environmental planning, regulatory compliance, natural and cultural resource management, sustainability, and air quality services to businesses and government clients across the United States. We are an employee-owned firm of scientists, planners, and technical specialists. We combine scientific expertise with sound technical skills to provide solutions to a full spectrum of environmental projects.





CONTACT

T: 800.828.8517

E: info@swca.com

www.swca.com

100% *Employee* OWNED